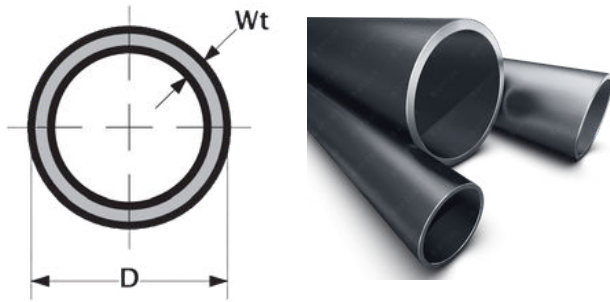


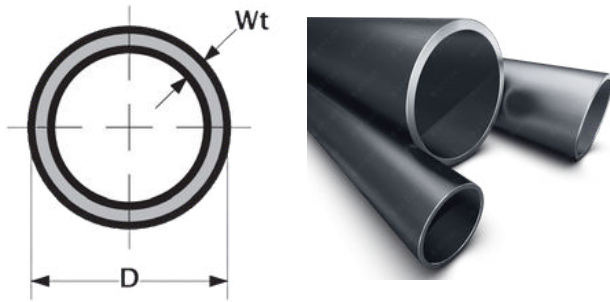
D mm	WT mm	D Inch	WT - SCH / BWG	Kg./mtr.
3.18	0.89	1/8"	0.035"	0.05
4.00	1.00			0.07
5.00	1.00			0.10
6.00	0.50			0.10
6.00	1.00			0.13
6.00	1.50			0.17
6.00	2.00			0.20
6.35	0.71	1/4"	0.028"	0.10
6.35	0.89	1/4"	0.035"	0.12
6.35	1.24	1/4"	0.049"	0.16
6.35	1.65	1/4"	0.065"	0.19
8.00	1.00			0.18
8.00	1.50			0.24
8.00	2.00			0.30
9.00	1.00			0.20
9.00	1.50			0.28
9.53	0.89	3/8"	0.035"	0.19
9.53	1.24	3/8"	0.049"	0.26
9.53	1.65	3/8"	0.065"	0.33
10.00	1.00			0.23
10.00	1.20			0.26
10.00	1.50			0.32
10.00	2.00			0.40
10.00	2.50			0.46
10.20	2.00	1/8" GAS		0.41
11.00	1.00			0.25
11.00	1.50			0.36
12.00	1.00			0.28
12.00	1.50			0.39
12.00	2.00			0.50
12.00	2.50			0.60
12.00	3.00			0.68
12.70	0.89	1/2"	0.035"	0.00
12.70	1.24	1/2"	0.049"	0.36
12.70	1.65	1/2"	0.065"	0.46
12.70	2.11	1/2"	0.083"	0.56
13.00	1.00			0.30
13.00	1.50			0.43
13.00	2.50			0.66
13.50	1.00			0.31
13.50	1.50			0.45
13.50	2.00			0.58
13.50	2.30	1/4" GAS		0.65
14.00	1.00			0.33
14.00	1.50			0.47
14.00	2.00			0.60
14.00	2.50			0.72
14.00	3.00			0.83
15.00	1.00			0.35
15.00	1.50			0.51
15.00	2.00			0.65
15.00	2.50			0.78
15.00	3.00			0.90
15.00	4.00			1.10
15.88	1.24	5/8"	0.049"	0.45
15.88	2.11	5/8"	0.083"	0.73
16.00	1.00			0.38

D mm	WT mm	D Inch	WT - SCH / BWG	Kg./mtr.
16.00	1.50			0.55
16.00	2.00			0.70
16.00	2.50			0.85
16.00	3.00			0.98
16.00	3.50			1.40
16.00	4.00			1.20
17.00	1.00			0.40
17.00	1.50			0.58
17.00	2.00			0.75
17.00	3.00			1.05
17.14	3.20			1.12
17.20	2.35	3/8" GAS		0.87
17.20	3.20			1.12
18.00	1.00			0.43
18.00	1.50			0.62
18.00	2.00			0.80
18.00	2.50			0.97
18.00	3.00			1.13
18.00	3.50			1.27
18.00	4.00			1.40
19.00	1.00			0.45
19.00	1.50			0.66
19.00	2.00			0.85
19.05	0.89	3/4"	0.035"	0.40
19.05	1.24	3/4"	0.049"	0.55
19.05	1.65	3/4"	0.065"	0.72
19.05	2.11	3/4"	0.083"	0.89
20.00	1.00			0.48
20.00	1.50			0.70
20.00	2.00			0.90
20.00	2.50			1.10
20.00	3.00			1.28
20.00	3.50			1.45
20.00	4.00			1.60
20.00	5.00			1.88
21.30	1.00			0.51
21.30	1.50			0.74
21.30	1.60			0.79
21.30	2.00			0.97
21.30	2.30			1.09
21.30	2.60			1.22
21.30	2.65	1/2" GAS		1.24
21.30	2.90			1.34
21.30	3.20			1.45
22.00	1.00			0.53
22.00	1.20			0.63
22.00	1.50			0.77
22.00	2.00			1.00
22.00	3.00			1.43
22.00	4.00			1.80
23.00	1.50			0.81
23.00	2.00			1.05
23.00	2.50			1.28
24.00	1.00			0.58
24.00	2.00			1.10
24.00	3.50			1.80
24.00	4.00			2.00



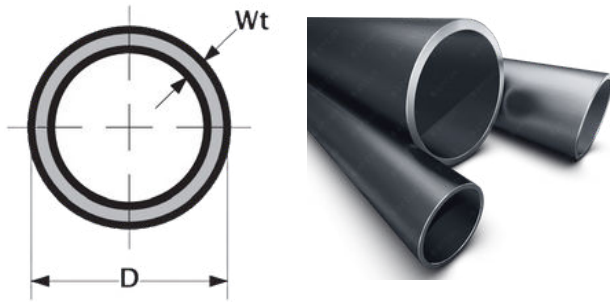
D mm	WT mm	D Inch	WT - SCH / BWG	Kg./mtr.
25.00	1.00			0.60
25.00	1.50			0.88
25.00	2.00			1.15
25.00	2.50			1.41
25.00	3.00			1.65
25.00	3.50			1.88
25.00	4.00			2.10
25.00	5.00			2.50
25.40	1.24	1"	0.049"	0.75
25.40	1.25			0.76
25.40	1.60			0.95
25.40	1.65	1"	0.065"	0.98
25.40	2.00			1.17
25.40	2.11	1"	0.083"	1.23
25.40	2.60			1.48
26.90	1.00			0.65
26.90	1.50			0.95
26.90	1.60			1.01
26.90	2.00			1.25
26.90	2.30			1.42
26.90	2.60			1.58
26.90	2.65	3/4" GAS		1.61
26.90	2.90			1.74
26.90	3.20			1.90
27.00	3.00			1.80
27.00	3.50			2.06
27.00	4.00			2.30
28.00	1.00			0.68
28.00	1.50			1.00
28.00	2.00			1.30
28.00	2.50			1.60
28.00	3.00			1.88
28.00	3.50			2.15
28.00	4.00			2.40
28.00	5.00			2.88
29.00	2.00			1.35
30.00	1.00			0.73
30.00	1.50			1.07
30.00	2.00			1.40
30.00	2.50			1.72
30.00	3.00			2.03
30.00	3.50			2.32
30.00	4.00			2.60
30.00	5.00			3.13
31.00	4.00			2.70
31.80	1.00			0.77
31.80	1.25			0.96
32.00	1.20			0.93
32.00	1.50			1.15
32.00	2.00			1.50
32.00	2.50			1.85
32.00	3.00			2.18
33.00	1.50			1.18
33.00	2.00			1.50
33.00	4.00			2.91
33.70	1.00			0.82
33.70	1.50			1.21

D mm	WT mm	D Inch	WT - SCH / BWG	Kg./mtr.
33.70	1.60			1.29
33.70	2.00			1.59
33.70	2.30			1.81
33.70	2.60			2.03
33.70	2.90			2.24
33.70	3.00			2.31
33.70	3.20			2.44
33.70	3.25	1" GAS		2.48
33.70	3.60			2.71
33.70	4.05			3.01
34.00	1.00			0.83
34.00	1.50			1.22
34.00	2.00			1.60
34.00	3.50			2.67
34.00	4.00			3.01
34.00	5.00			3.63
35.00	1.00			0.85
35.00	1.50			1.26
35.00	2.00			1.65
35.00	2.50			2.04
35.00	3.00			2.40
35.00	4.00			3.11
35.00	5.00			3.76
36.00	1.50			1.30
36.00	2.00			1.70
38.00	1.00			0.93
38.00	1.50			1.37
38.00	2.00			1.80
38.00	2.50			2.22
38.00	3.00			2.63
38.00	4.00			3.41
38.00	5.00			4.13
38.00	6.00			4.81
40.00	1.00			0.98
40.00	1.50			1.45
40.00	2.00			1.90
40.00	2.50			2.35
40.00	3.00			2.78
40.00	4.00			3.61
40.00	5.00			4.38
41.00	1.00			1.00
42.00	2.00			2.00
42.00	3.00			2.93
42.40	1.20			1.24
42.40	1.50			1.54
42.40	1.60			1.64
42.40	2.00			2.02
42.40	2.60			2.59
42.40	2.90			2.87
42.40	3.00			2.96
42.40	3.20			3.14
42.40	3.60			3.50
42.40	4.05			3.89
44.00	2.00			2.10
44.00	3.00			3.08
44.50	1.50			1.62
44.50	2.00			2.13



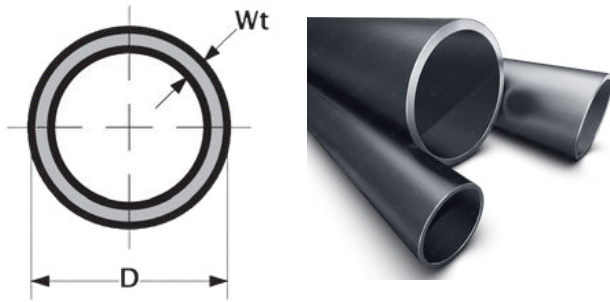
D mm	WT mm	D Inch	WT - SCH / BWG	Kg./mtr.
44.50	2.60			2.73
44.50	2.90			3.02
44.50	3.20			3.31
44.50	4.00			4.06
44.50	5.50			5.37
48.30	1.20			1.42
48.30	1.60			1.87
48.30	2.00			2.32
48.30	2.30			2.65
48.30	2.60			2.98
48.30	2.90			3.30
48.30	3.00			3.40
48.30	3.20			3.61
48.30	3.25	1 1/2" GAS		3.67
48.30	3.60			4.03
48.30	4.05			4.49
50.00	1.00			1.23
50.00	1.50			1.82
50.00	2.00			2.40
50.00	2.50			2.97
50.00	3.00			3.53
50.00	5.00			5.63
50.00	6.00			6.61
50.80	1.25			1.55
50.80	1.50			1.85
50.80	1.60			1.97
50.80	2.00			2.44
50.80	2.50			3.02
51.00	1.00			1.25
51.00	1.50			1.86
51.00	1.60			1.98
51.00	2.00			2.45
51.00	2.60			3.15
51.00	4.00			4.71
52.00	1.00			1.28
52.00	1.50			1.90
52.00	2.00			2.50
53.00	1.50			1.93
53.00	3.00			3.76
53.00	4.50			5.47
54.00	1.20			1.59
54.00	1.50			1.97
54.00	1.60			2.10
54.00	2.00			2.60
54.00	2.60			3.35
54.00	3.00			3.83
55.00	2.00			2.65
55.00	2.50			3.29
55.00	5.00			6.26
55.00	5.50			6.82
57.00	1.50			2.09
57.00	2.00			2.75
57.00	2.50			3.41
57.00	3.00			4.06
57.00	3.50			4.69
57.00	4.00			5.31
57.00	5.00			6.51

D mm	WT mm	D Inch	WT - SCH / BWG	Kg./mtr.
57.00	6.50			8.22
60.00	5.00			6.89
60.30	1.20			1.78
60.30	1.50			2.21
60.30	1.60			2.35
60.30	2.00			2.92
60.30	2.30			3.34
60.30	2.60			3.76
60.30	2.77			3.99
60.30	2.90			4.17
60.30	3.00			4.30
60.30	3.20			4.58
60.30	3.60			5.11
60.30	3.65	2" GAS		5.18
60.30	3.91			5.52
60.30	4.00			5.64
60.30	4.50			6.29
60.30	5.54			7.60
60.30	8.74			11.28
63.50	1.50			2.33
63.50	1.60			2.48
63.50	2.00			3.08
63.50	2.50			3.82
63.50	3.00			4.55
63.50	3.50			5.26
65.00	1.50			2.39
65.00	2.50			3.91
65.00	3.00			4.66
65.00	3.50			5.39
69.00	2.00			3.36
70.00	1.50			2.57
70.00	1.60			2.74
70.00	2.00			3.41
70.00	2.50			4.23
70.00	2.90			4.87
70.00	4.00			6.61
70.00	4.50			7.38
70.00	5.00			8.14
70.00	7.00			11.04
73.00	1.50			2.69
75.00	2.50			4.54
76.00	5.00			8.89
76.00	5.50			9.71
76.00	6.00			10.52
76.10	1.50			2.80
76.10	1.60			2.99
76.10	2.00			3.71
76.10	2.30			4.25
76.10	2.60			4.79
76.10	2.90			5.32
76.10	3.00			5.49
76.10	3.20			5.84
76.10	3.60	2 1/2" GAS		6.54
76.10	3.65			6.62
76.10	4.00			7.22
76.10	4.50			8.07
76.10	5.00			8.90



D mm	WT mm	D Inch	WT - SCH / BWG	Kg./mtr.
76.10	6.30			11.01
80.00	2.00			3.91
80.00	2.50			4.85
80.00	3.00			5.78
80.00	4.00			7.61
80.00	5.00			9.39
83.00	1.50			3.06
84.00	2.00			4.11
85.00	1.50			3.14
85.00	2.00			4.16
85.00	2.50			5.17
86.00	3.00			6.24
88.90	1.50			3.28
88.90	1.60			3.50
88.90	2.00			4.35
88.90	2.30			4.99
88.90	2.60			5.62
88.90	2.90			6.25
88.90	3.00			6.45
88.90	3.20			6.87
88.90	3.60			7.69
88.90	4.00			8.50
88.90	4.05	3" GAS		8.61
88.90	4.50			9.51
88.90	5.00			10.50
88.90	6.30			13.03
90.00	5.00			10.64
93.00	2.00			4.56
97.00	4.00			9.32
100.00	3.00			7.29
100.00	8.00			18.43
101.60	1.50			3.76
101.60	1.60			4.01
101.60	2.00			4.99
101.60	2.60			6.45
101.60	2.90			7.17
101.60	3.00			7.41
101.60	3.60			8.83
101.60	4.00			9.78
101.60	4.05	3 1/2" GAS		9.89
104.00	2.00			5.11
104.00	6.00			14.72
106.00	2.80			7.24
106.00	3.00			7.74
108.00	2.00			5.31
108.00	2.50			6.60
108.00	3.00			7.89
108.00	3.60			9.41
108.00	4.00			10.42
108.00	4.50			11.66
108.00	5.00			12.90
108.00	6.30			16.04
112.00	6.00			15.93
112.00	8.00			20.83
114.30	1.60			4.52
114.30	2.00			5.62
114.30	2.60			7.27

D mm	WT mm	D Inch	WT - SCH / BWG	Kg./mtr.
114.30	2.90			8.09
114.30	3.00			8.36
114.30	3.20			8.90
114.30	3.60			9.98
114.30	4.00			11.05
114.30	4.50			12.37
114.30	5.00			13.68
114.30	5.40			14.73
114.30	6.30			17.04
121.00	4.00			11.72
127.00	4.00			12.32
128.00	1.50			4.75
129.00	2.00			6.36
133.00	2.00			6.56
133.00	2.50			8.17
133.00	3.00			9.77
133.00	4.00			12.92
133.00	5.00			16.03
133.00	6.30			19.99
139.70	1.60			5.53
139.70	2.00			6.90
139.70	2.60			8.93
139.70	2.90			9.93
139.70	3.00			10.27
139.70	3.20			10.94
139.70	4.00			13.59
139.70	5.00			16.86
139.70	6.30			21.04
154.00	2.00			7.61
156.00	3.00			11.49
159.00	2.00			7.86
159.00	2.50			9.80
159.00	3.00			11.72
159.00	4.00			15.53
159.00	4.50			17.41
159.00	5.00			19.28
159.00	6.30			24.09
168.30	2.00			8.33
168.30	2.60			10.79
168.30	2.90			12.01
168.30	3.00			12.42
168.30	3.20			13.23
168.30	3.60			14.85
168.30	4.00			16.46
168.30	4.50			18.46
168.30	5.00			20.45
168.30	6.00			24.38
168.30	6.30			25.56
204.00	2.00			10.12
205.00	2.50			12.68
206.00	3.00			15.25
208.00	4.00			20.43
219.10	2.00			10.87
219.10	2.60			14.10
219.10	2.90			15.70
219.10	3.00			16.23
219.10	3.20			17.30



D mm	WT mm	D Inch	WT - SCH / BWG	Kg./mtr.
219.10	3.60			19.43
219.10	4.00			21.54
219.10	4.50			24.18
219.10	5.00			26.81
219.10	6.00			32.02
219.10	6.30			33.57
219.10	6.50			34.60
219.10	8.18			43.20
219.10	12.70			65.64
254.00	2.00			12.62
255.00	2.50			15.81
256.00	3.00			19.01
273.00	2.00			13.57
273.00	2.60			17.60
273.00	2.90			19.61
273.00	3.00			20.28
273.00	3.20			21.62
273.00	3.60			24.29
273.00	4.00			26.94
273.00	5.00			33.55
273.00	6.00			40.11
273.00	6.30			42.07
304.00	2.00			15.12
305.00	2.50			18.94
306.00	3.00			22.76
308.00	4.00			30.45
323.90	2.00			16.12
323.90	2.60			20.92
323.90	2.90			23.31
323.90	3.00			24.11
323.90	3.20			25.70
323.90	3.60			28.87
323.90	4.00			32.04
323.90	5.00			39.93
323.90	6.00			47.76
323.90	6.30			50.10
323.90	10.00			78.60
323.90	12.70			98.96
355.00	2.50			22.07
355.60	2.00			17.71
355.60	2.60			22.98
355.60	2.90			25.61
355.60	3.00			26.49
355.60	3.20			28.24
355.60	4.00			35.22
355.60	5.00			43.90
355.60	6.00			52.52
355.60	6.30			55.10
356.00	3.00			26.52
406.40	2.50			25.28
406.40	2.90			29.30
406.40	3.00			30.30
406.40	3.20			32.31
406.40	4.00			40.30
406.40	4.50			45.29
406.40	5.00			50.26
406.40	6.00			60.16

D mm	WT mm	D Inch	WT - SCH / BWG	Kg./mtr.
406.40	6.30			63.12
456.00	3.00			34.03
456.00	4.00			45.27
457.20	3.00			34.12
457.20	5.00			56.62
506.00	3.00			37.79
508.00	3.00			37.94
508.00	4.00			50.48
508.00	5.00			62.98
508.00	5.60			70.45
508.00	6.00			75.42
508.00	6.30			79.14
609.60	3.00			45.57
609.60	4.00			60.66
609.60	6.30			95.17
711.20	4.00			70.83
711.20	7.10			125.18
812.80	4.00			81.01
812.80	8.00			161.22
914.40	4.00			91.19
965.20	8.74			209.32
965.20	10.30			246.28
965.20	11.10			265.19
965.20	11.90			284.06
965.20	14.30			340.49
965.20	15.90			377.95
965.20	17.50			415.28
965.20	19.10			452.49
1016.00	8.74			220.44
1016.00	10.30			259.38
1016.00	11.10			279.31
1016.00	11.90			299.20
1016.00	14.30			358.68
1016.00	15.90			398.18
1016.00	17.50			437.54
1016.00	19.10			476.78